

## PRODUCT INFORMATION LEAFLET



# Cationorm®



## Eye drops, emulsion

 **Read all of this leaflet carefully before you start using this product.**

Keep this leaflet; you may need to read it again.

If you have any further questions, ask your doctor or pharmacist.

If symptoms persist, consult your doctor.

### 1. What Cationorm® is and what it is used for

Cationorm® is an ophthalmic sterile hypotonic preservative free eye drops emulsion in the form of a milky liquid.

Cationorm® contains: mineral oils, glycerol, tyloxapol, poloxamer 188, tris-hydrochloride, tromethamine, cetalkonium chloride (as cationic agent)] and purified water.

The bottle of Cationorm® contains 10 ml of sterile emulsion.

**Cationorm® is intended for the treatment of dry eye symptoms such as stinging, itching or burning eyes or foreign body sensation (a feeling of sand or dust) in the eyes.**

These symptoms may be caused by external factors, such as air conditioning, pollution, travel by plane, working on a screen, refractive surgery, contact lenses wear, etc., or by pathologies, such as meibomian gland dysfunction. Cationorm® hydrates, lubricates and protects the surface of the eye.

### 2. Before using Cationorm®

Do not use Cationorm® if you are allergic to any of the components of the product.

**This product is not intended for treating other eye conditions.** Please consult your doctor or pharmacist if you have any questions.

If you currently use other eye drops, you should wait at least 5 minutes between the administrations of each successive eye drop. It is recommended to use Cationorm® last.

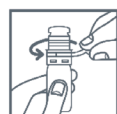
Cationorm® is compatible with all kind of contact lenses.

### 3. How to use Cationorm®

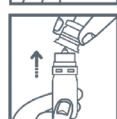
#### OCULAR USE.

The recommended dose regimen is 1 drop in each eye, 1 to 4 times daily.

Instructions for use:



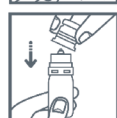
- Wash your hands.
- When you are using the eye drops bottle for the first time, remove the tamper-evident ring of the cap by pulling off the prominent strap.



- Open the bottle by gently pulling the cap.
- Grasp the body of the bottle between your thumb and forefinger.
- Avoid any contact of the tip of the bottle with your fingers.
- Tilt your head back.



- Gently pull down your lower eyelid and look up.
- Hold the bottle above the eye and place the back of your hand on your forehead.
- Gently squeeze 1 drop in the eye and blink several times.



- Do not touch the eye or eyelashes with the tip of the bottle.
- Put the cap back on the bottle after each use.
- Store the bottle in the box when you are not using it.

**Do not use Cationorm® more than 3 months after the first opening.**

The use of the bottle more than 3 months after the first opening exposes to a risk of infection.

### 4. What are the possible side effects

In very rare cases, a transient discomfort such as: eye irritation, eye pain, foreign body sensation in the eye, eye redness, eye itching, watery eyes, burning sensation in the eye, temporarily blurred vision, eyelids inflammation or eyelids edema can appear. These symptoms are also part of typical symptoms of dry eye disease linked to the underlying existing medical conditions in the patient's eyes suffering from dry eye. IF YOU NOTICE ANY SIDE EFFECTS THAT ARE NOT LISTED IN THIS LEAFLET, PLEASE INFORM YOUR DOCTOR OR PHARMACIST.

### 5. How to store Cationorm®

Store the bottle in its outer box at room temperature.

Keep out of the reach and sight of children.

Do not use if the bottle is damaged.

Do not use after the expiry date printed on the box. Use within 3 months after the first opening.

Write down the date of first opening of the bottle below:

**This leaflet was last revised in March 2019.**

Importer / Distributor:  
SANTEN UK Limited  
Salisbury Hall  
St Albans AL2 1BU  
United Kingdom











Manufacturer:  
Santen  
1, rue Pierre Fontaine  
Bâtiment Genavenir IV  
91000 Evry  
France

CE 0459



STERILE | A

#### Key:

Symbol								
Meaning	Manufacturer	Store below 30 °C	To be used within 3 months after 1 <sup>st</sup> opening	Sterile via aseptic methods	Batch Number	Expiry Date	Read the Instructions for use	Do not use if the product sterile barrier system or its packaging is compromised